

NV Pre-Pay


NorVal is interested in hearing more from our members regarding the possibility of introducing a pre-pay option to our already extensive list of payment options! Other co-ops throughout the state and nation have implemented this service and have had success.

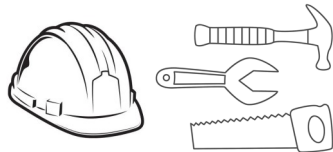
NV Pre-Pay would be ideal for snowbirds, fixed income members, members subjected to higher deposits and for avid travelers!

So how does this work? A member would indicate their interest in being enrolled in NV Pre-Pay by calling the office. Next, the meter is read daily and the billing software would indicate the dollar amount remaining on the account and you would receive a text notification or log into the app for the remaining balance. When the balance is below a certain threshold,

a notification would be sent to let the member know it is time to make an additional payment. For members who have been disconnected for non-payment, rather than pay the \$300.00 deposit to reconnect, they would simply make a payment to their account for additional electricity.

For your convenience, NorVal accepts cash, checks, Visa or MasterCard credit or debit cards, money orders and cashier's check. In addition, you may pay in person at the office during regular business hours, via drop box after hours, by mail or by phone, online or via the SmartHub app at anytime!

If we have enough people express interest we will move forward! Please call the office or email norval@norval.coop if you're interested in learning more! 



We Will be Closed
Monday, September 2nd
in Observance of Labor Day
Normal hours resume September 3rd.



Nick's Notes

By Nick Dulaney
Line Superintendent

With Fall upon us, the crews are busy mopping up construction jobs before the leaves start falling. That "S" word will be here before we know it and put a halt to our busy season so we're in overdrive trying to get everything finished before that time.

Surge Arresters

In the Benrud Substation, we've added surge arresters which will help protect equipment from surges caused by lightning or switching.

Tree Trimming/Planting

This time of the year always means the start of tree-trimming season. NorVal's top priority is to provide safe and reliable electric service to you, our members. Trees

that are within the right-of-way threaten the reliability of the service we provide. Dying, diseased, leaning, overgrown or storm damaged trees should be reported so that we can add your location to our list. Just give the office a call and let us know where the tree is!

The best way to ensure that you won't need to take advantage of our tree-trimming policy is during the planting process. By utilizing the chart to the right, you can ensure that that sapling you're looking to plant has adequate growing space that will be clear of the power lines.

Line Lifting

As you begin harvest, please have a spotter when moving from one field to the next. If you are unsure if the height of the line will accommodate your equipment give our crew a call and we'd be happy to measure or lift the line so that you can safely begin.

Wishing you a safe and productive harvest!

Plant the Right Tree in the Right Place

Trees beautify our neighborhoods, and when planted in the right spot, can even help lower energy bills. But the wrong tree in the wrong place can be a hazard... especially to power lines.

For more tips on smart tree planting in your community, contact your local electric cooperative or visit www.ArborDay.org.

LARGE TREES

Height/spread of more than 40 feet, such as:

- Maple
- Birch
- Oak
- Sweetgum
- Spruce
- Linden
- Pine

MEDIUM TREES

Height/spread of 25 to 40 feet, such as:

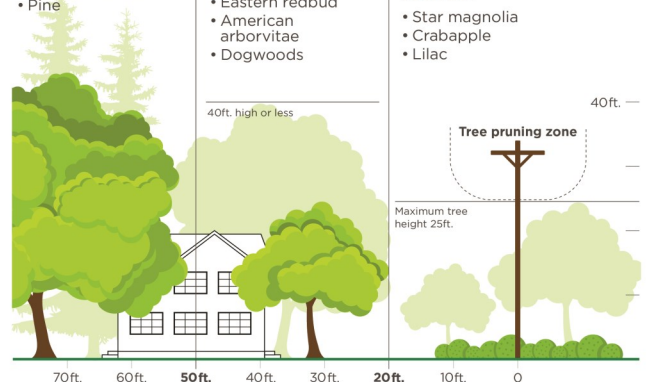
- Washington hawthorn
- Goldenrain tree
- Eastern redbud
- American arbutus
- Dogwoods

SMALL TREES

Avoid planting within 20 feet of power lines. When planting within 20 feet is unavoidable, use only shrubs and small trees.

Height/spread of no more than 25 feet such as:

- Star magnolia
- Crabapple
- Lilac



Be safe! Always call 811 before you dig to locate any buried utility lines.

Source: The Arbor Day Foundation and the National Rural Electric Cooperative Association


Recipe Corner

Apple Muffins

Ingredients

- Nonstick cooking spray
- 1/4 c. chopped pecans
- 3/4 c plus 2 tbsp packed brown sugar
- 1/2 tsp ground cinnamon
- 1 c. all-purpose flour
- 1 c. whole wheat pastry flour
- 1 tsp. baking soda
- 1/2 tsp fine salt
- 1/4 c. canola oil
- 2 large eggs
- 1 cup applesauce
- 1 tsp vanilla extract
- 3/4 c. low fat buttermilk
- 1 golden delicious apple cored & cut into 1/4" pieces


Directions

Preheat oven to 400 degrees. Coat a 12 capacity standard muffin pan with cooking spray. In a small bowl, mix together the pecans, 2 tbsp of brown sugar and the cinnamon. In a medium bowl, whisk together the all purpose and whole wheat pastry flour, baking soda and salt. In a large bowl, whisk the remaining 3/4 c. brown sugar and oil until combined. Add the eggs, one at a time, whisking well after each addition. Whisk in the applesauce and vanilla. Add half the flour mixture, alternate the buttermilk, then the rest of the flour mix. Once combined, add the apple chunks and gently stir to combine. Pour batter into muffin pan and sprinkle with pecan mixture. Bake 20-25 mins. Cool and enjoy. 

HARVEST SAFETY TIPS

- Maintain a 10-foot clearance around all utility equipment in all directions.
- Use a spotter and deployed flags to maintain safe distances from power lines and other equipment when doing field work.
- If your equipment makes contact with an energized or downed power line, contact us immediately by phone and remain inside the vehicle until the power line is de-energized.
- Consider equipment and cargo extensions of your vehicle. Lumber, hay, tree limbs, irrigation pipe and even bulk material can conduct electricity so keep them out of contact with electrical equipment. *Source: Safe Electricity*

Co-op Day at the Fair(s)






Thank you to all the fairgoers who came to visit our table at the Daniels County and Northeast Montana Fairs during Co-op Day at the Fair! In Scobey, Accounts Payable and Communications Coordinator, Leila Seyfert served ice cream sundaes in conjunction with Tim Rask from Daniels Sheridan Federal Credit Union. In Glasgow, delicious cookies and lemonade were served by General Manager, Craig, and his wife, Doreen, and son Shea. 



Top left: Tim Rask from DCFCU and Leila Seyfert serve ice cream sundaes. **Bottom left:** The NorVal banner nearby the 4-H Memorial Garden at the Northeast Montana Fair. **Bottom right:** cookies and lemonade waiting for fairgoers.



Connect With Us

-  54091 US Hwy 2 W., Glasgow
 -  PO Box 951, Glasgow, MT 59230
 -  406-228-9351
 -  www.norval.coop
 -  facebook.com/norvalelectric
- This institution is an equal opportunity provider and employer.

NorVal Electric Cooperative Directors

District 1	Lee Risa	762-3247
District 2	Sam Gundermann	724-3405
District 3	Rick Molvig Vice Pres.	367-5328
District 4	Chris Christensen	364-2367
District 5	Kurt Breigenzer S/T	228-9465
District 6	Ron Reddig President	392-5257
District 7	Rocky Kittleson	367-5366
District 7	Gary Meyer	526-3600

Energy Efficiency Tip of the Month

Cookware Tip: Copper-bottomed pans heat faster on the stove. In the oven, ceramic and glass dishes are better than metal. With ceramic and glass dishes, you can turn the oven down about 25 degrees, and your meal will cook just as quickly.

Source: energy.gov

